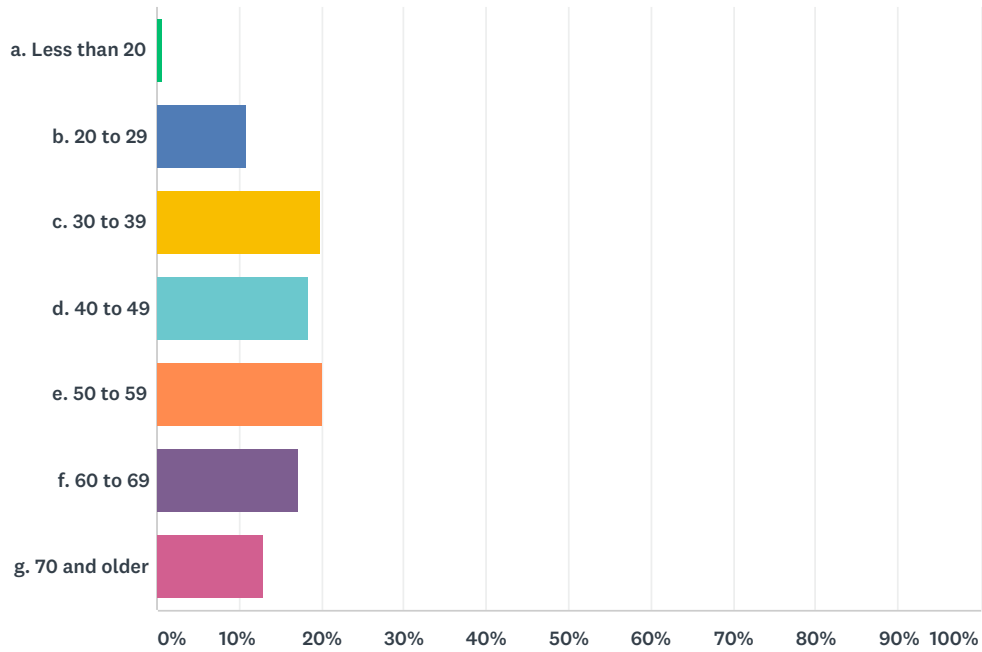


Q1 What is your age?

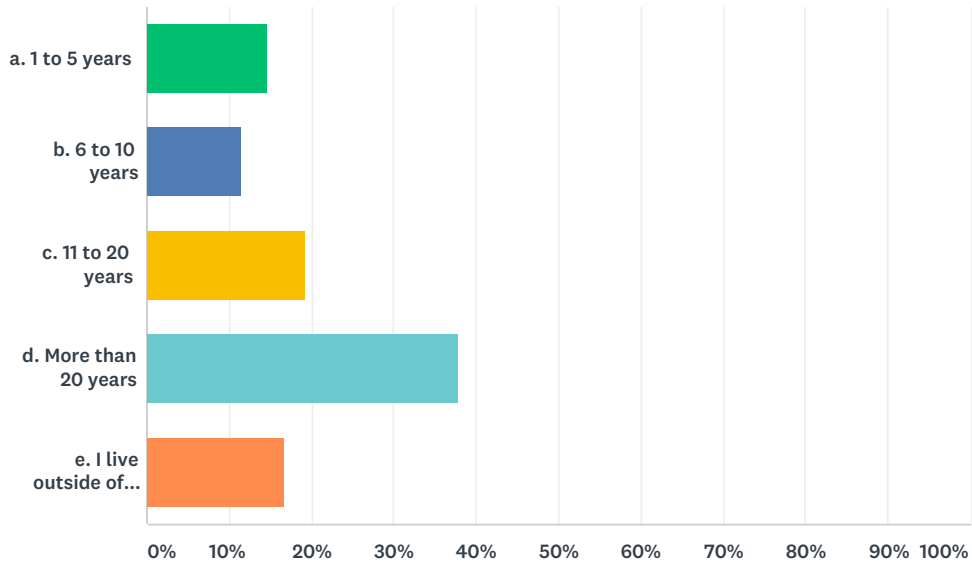
Answered: 472 Skipped: 4



ANSWER CHOICES	RESPONSES	
a. Less than 20	0.64%	3
b. 20 to 29	10.81%	51
c. 30 to 39	19.92%	94
d. 40 to 49	18.43%	87
e. 50 to 59	20.13%	95
f. 60 to 69	17.16%	81
g. 70 and older	12.92%	61
TOTAL		472

Q2 How long have you lived in Abingdon?

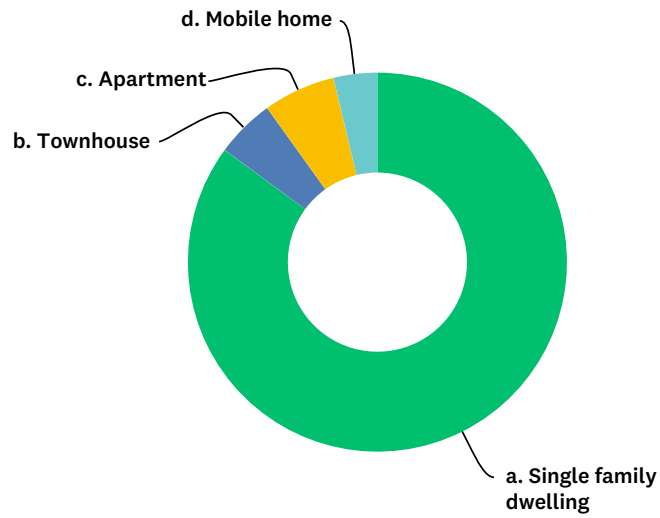
Answered: 471 Skipped: 5



ANSWER CHOICES	RESPONSES	
a. 1 to 5 years	14.65%	69
b. 6 to 10 years	11.46%	54
c. 11 to 20 years	19.32%	91
d. More than 20 years	37.79%	178
e. I live outside of Abingdon	16.77%	79
TOTAL		471

Q3 Which best describes the type of property in which you live?

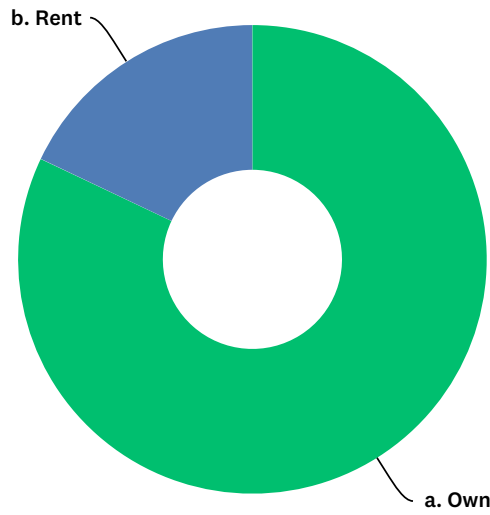
Answered: 456 Skipped: 20



ANSWER CHOICES	RESPONSES	
a. Single family dwelling	85.09%	388
b. Townhouse	5.04%	23
c. Apartment	6.14%	28
d. Mobile home	3.73%	17
TOTAL		456

Q4 Do you own or rent the property in which you live?

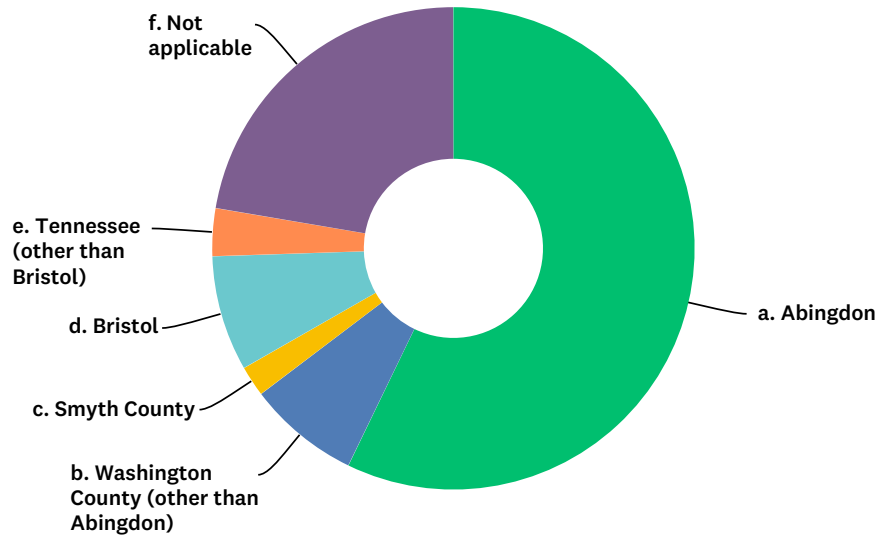
Answered: 468 Skipped: 8



ANSWER CHOICES	RESPONSES	
a. Own	82.05%	384
b. Rent	17.95%	84
TOTAL		468

Q5 Where do you work?

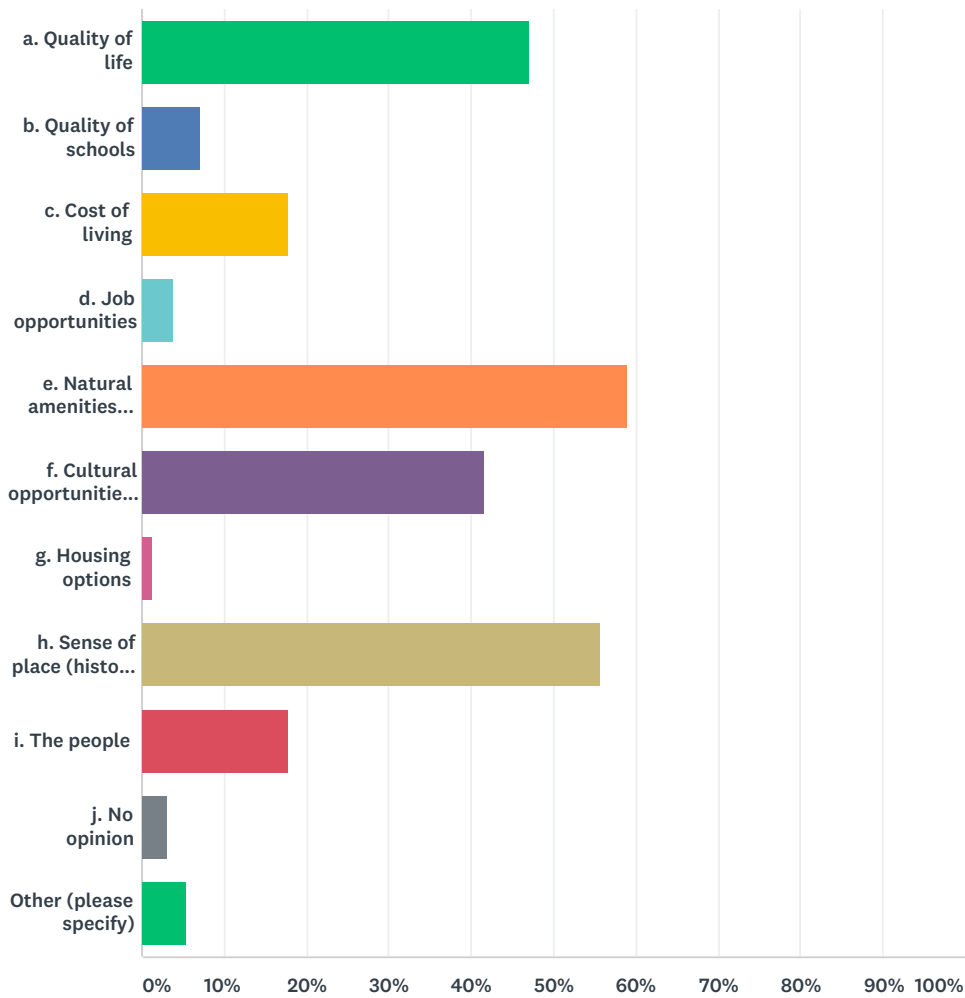
Answered: 439 Skipped: 37



ANSWER CHOICES	RESPONSES	
a. Abingdon	57.18%	251
b. Washington County (other than Abingdon)	7.52%	33
c. Smyth County	2.05%	9
d. Bristol	7.74%	34
e. Tennessee (other than Bristol)	3.19%	14
f. Not applicable	22.32%	98
TOTAL		439

Q6 What do you like most about living in Abingdon? (pick up to 3)

Answered: 327 Skipped: 149



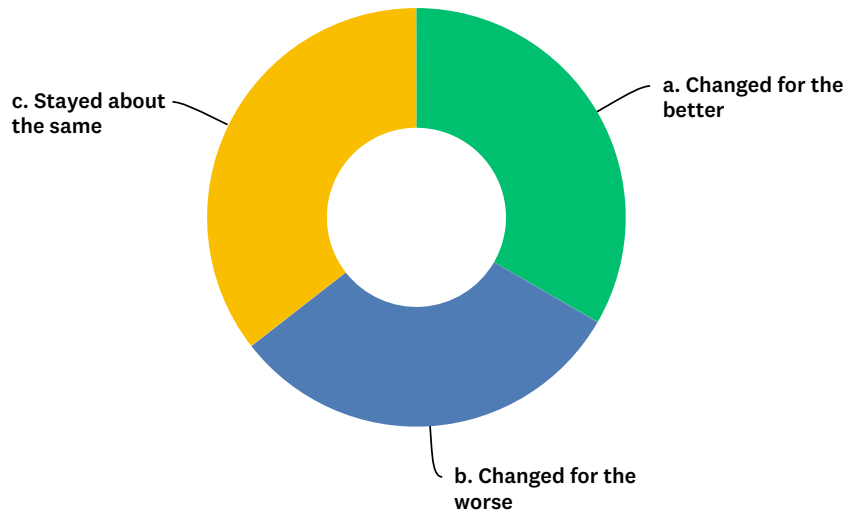
ANSWER CHOICES	RESPONSES	
a. Quality of life	47.09%	154
b. Quality of schools	7.03%	23
c. Cost of living	17.74%	58
d. Job opportunities	3.67%	12
e. Natural amenities (mountains, trails, etc.)	59.02%	193
f. Cultural opportunities (theatre, music, etc.)	41.59%	136
g. Housing options	1.22%	4
h. Sense of place (historic downtown, mountain views, etc.)	55.66%	182
i. The people	17.74%	58
j. No opinion	3.06%	10
Other (please specify)	5.50%	18
Total Respondents: 327		

Q7 What is your favorite place in Abingdon to visit?

Answered: 274 Skipped: 202

Q10 In the past 10 years, as a place to live, would you say the Town has

Answered: 318 Skipped: 158



ANSWER CHOICES	RESPONSES	
a. Changed for the better	33.33%	106
b. Changed for the worse	31.13%	99
c. Stayed about the same	35.53%	113
TOTAL		318

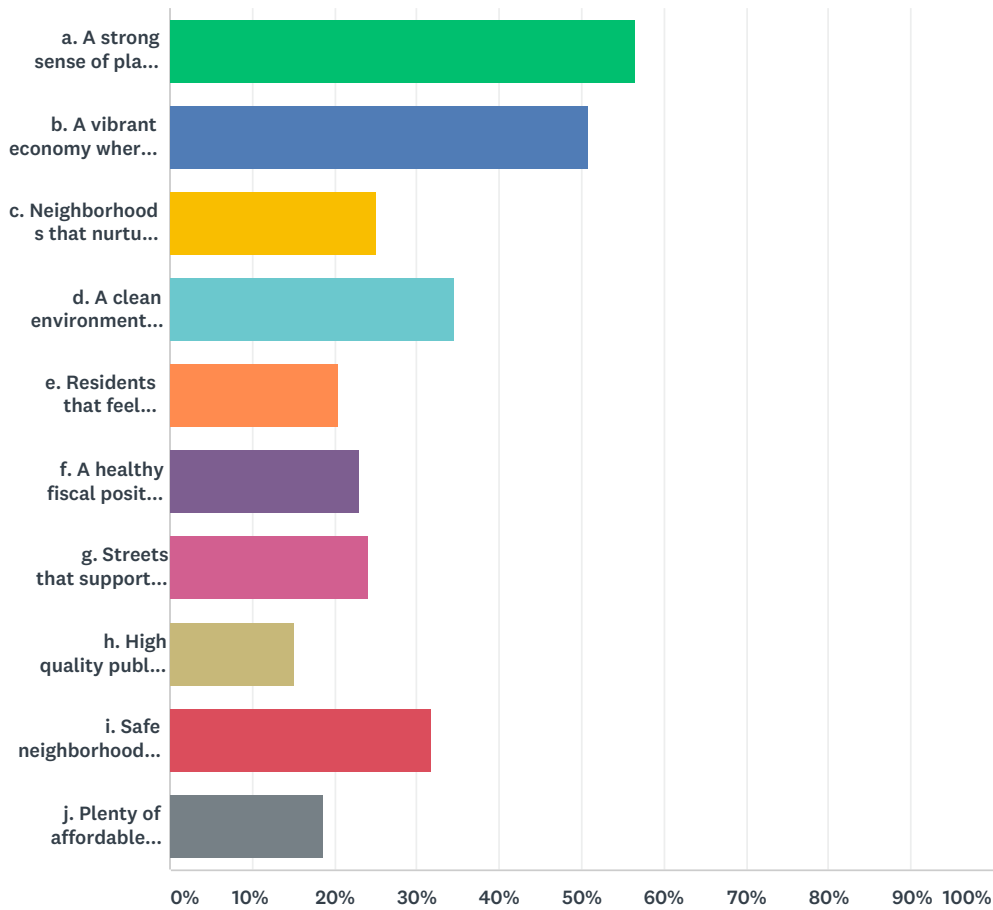
Q11 Answer the following questions in 3 words or less:

Answered: 280 Skipped: 196

ANSWER CHOICES	RESPONSES	
a. In 20 years, Abingdon should be:	93.93%	263
b. In 20 years, Abingdon should have more:	96.43%	270
c. In 20 years, Abingdon should have less:	91.43%	256

Q12 Which 3 statements best reflect the legacy you want to leave for the next generation? Abingdon has ...

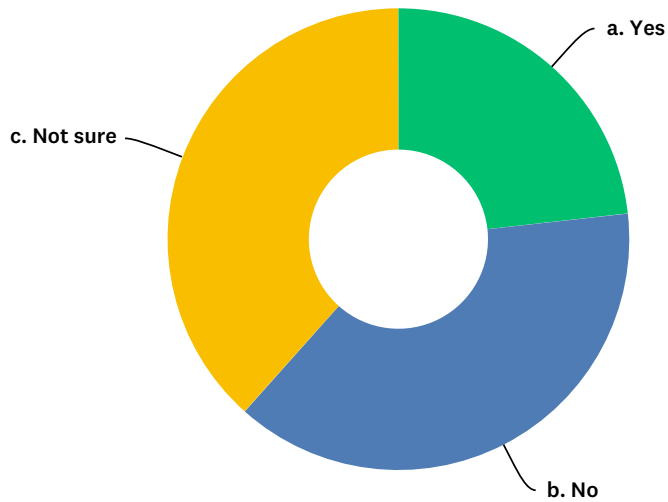
Answered: 327 Skipped: 149



ANSWER CHOICES	RESPONSES	
a. A strong sense of place with historic buildings and thriving arts and culture.	56.57%	185
b. A vibrant economy where people can easily find a job that provides a living wage.	50.76%	166
c. Neighborhoods that nurture healthy and active people.	25.08%	82
d. A clean environment with safe water, air, and soil.	34.56%	113
e. Residents that feel supported and connected to each other.	20.49%	67
f. A healthy fiscal position and low taxes.	22.94%	75
g. Streets that support safe travel by all, including pedestrians and bicyclists.	24.16%	79
h. High quality public services provided in a timely and cost effective manner.	14.98%	49
i. Safe neighborhoods and streets where people feel secure.	31.80%	104
j. Plenty of affordable housing options that meet people's needs at all stages of life.	18.65%	61
Total Respondents: 327		

Q14 Do you believe the Town is on the right track in terms of growth and development?

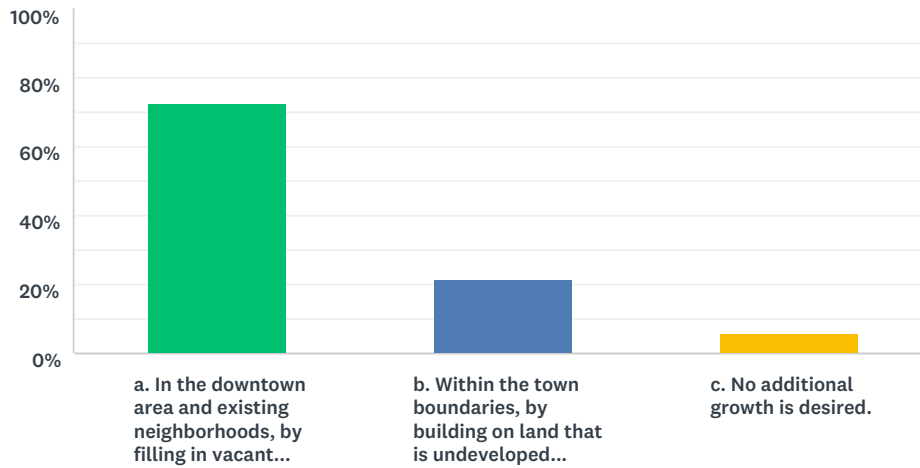
Answered: 310 Skipped: 166



ANSWER CHOICES	RESPONSES	
a. Yes	23.23%	72
b. No	38.39%	119
c. Not sure	38.39%	119
TOTAL		310

Q15 Where would you prefer to see Abingdon grow during the next 20 years?

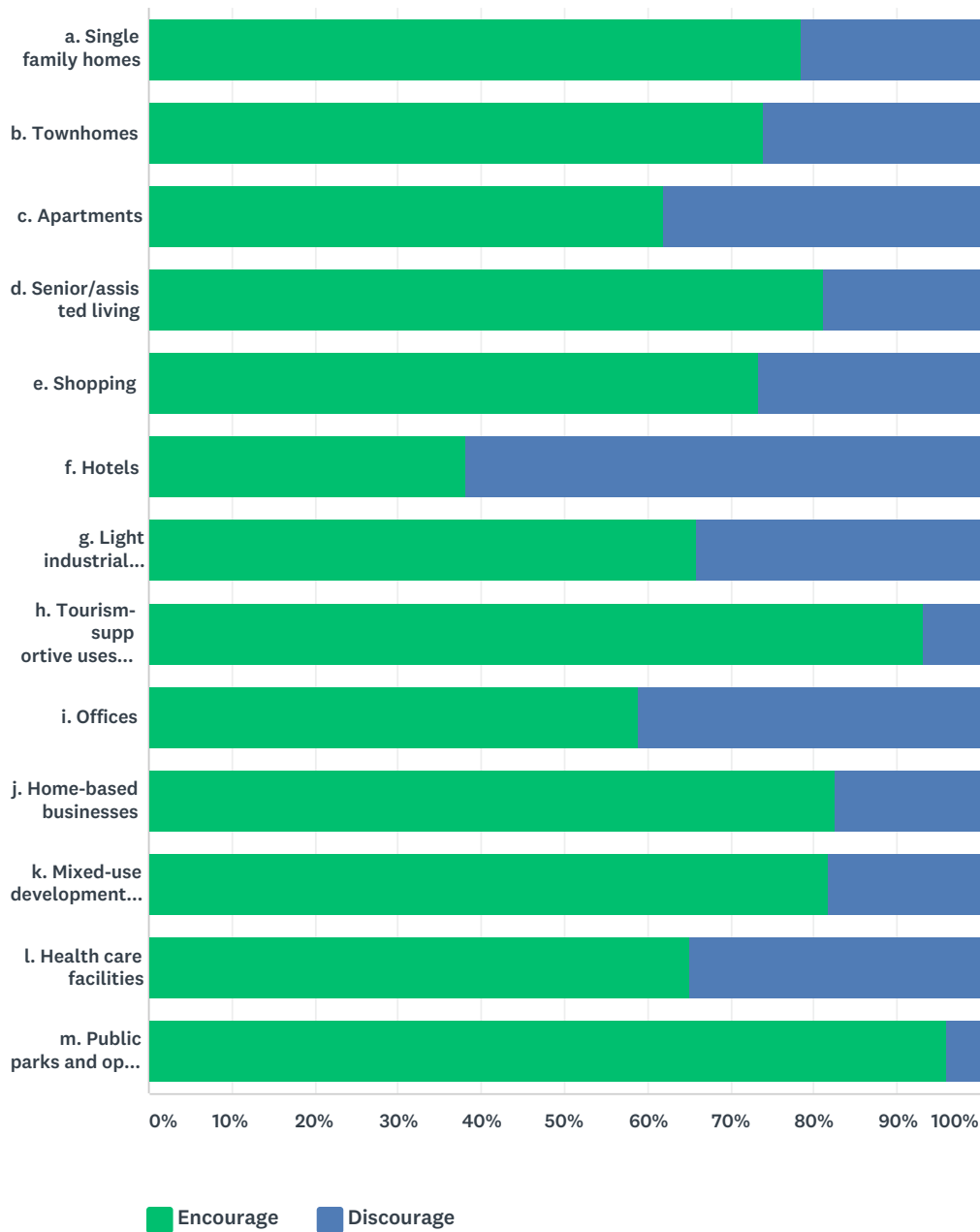
Answered: 313 Skipped: 163



ANSWER CHOICES	RESPONSES	
a. In the downtown area and existing neighborhoods, by filling in vacant parcels and reusing existing buildings.	72.52%	227
b. Within the town boundaries, by building on land that is undeveloped outside the historic core.	21.41%	67
c. No additional growth is desired.	6.07%	19
TOTAL		313

Q16 Would you encourage or discourage additional development of the following land uses?

Answered: 312 Skipped: 164



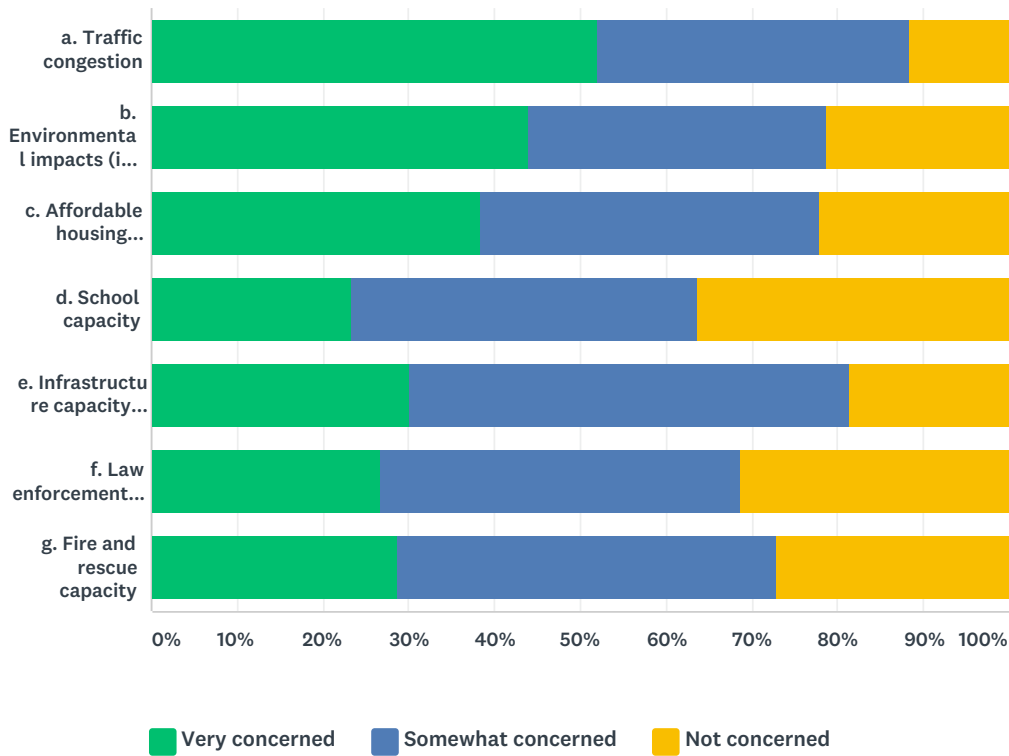
	ENCOURAGE	DISCOURAGE	TOTAL
a. Single family homes	78.42% 229	21.58% 63	292
b. Townhomes	73.87% 212	26.13% 75	287
c. Apartments	61.75% 176	38.25% 109	285
d. Senior/assisted living	81.12% 232	18.88% 54	286

Town of Abingdon Comprehensive Plan Citizen Questionnaire

e. Shopping	73.31% 217	26.69% 79	296
f. Hotels	38.08% 107	61.92% 174	281
g. Light industrial (i.e. manufacturing)	65.85% 189	34.15% 98	287
h. Tourism-supportive uses (i.e. bed and breakfasts, restaurants, outdoor recreation facilities)	93.27% 277	6.73% 20	297
i. Offices	58.91% 162	41.09% 113	275
j. Home-based businesses	82.44% 230	17.56% 49	279
k. Mixed-use development (i.e. housing over shops)	81.72% 237	18.28% 53	290
l. Health care facilities	65.03% 186	34.97% 100	286
m. Public parks and open spaces	95.95% 284	4.05% 12	296

Q17 How concerned are you with the following potential impacts of development?

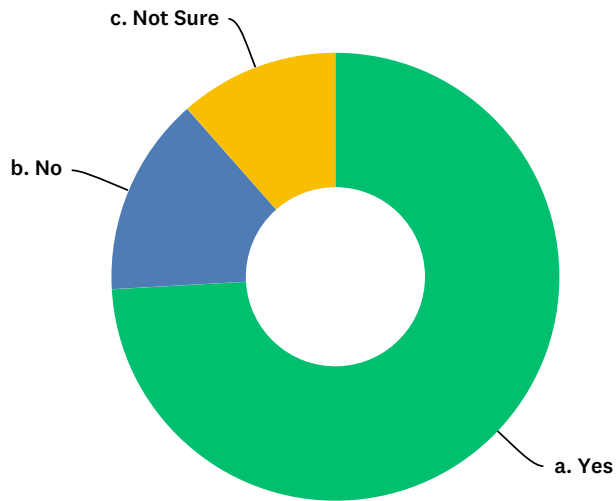
Answered: 313 Skipped: 163



	VERY CONCERNED	SOMEWHAT CONCERNED	NOT CONCERNED	TOTAL
a. Traffic congestion	52.09% 162	36.33% 113	11.58% 36	311
b. Environmental impacts (i.e. stormwater runoff into streams, air pollution)	44.01% 136	34.63% 107	21.36% 66	309
c. Affordable housing availability	38.31% 118	39.61% 122	22.08% 68	308
d. School capacity	23.28% 71	40.33% 123	36.39% 111	305
e. Infrastructure capacity (i.e. water and sewer services)	30.07% 92	51.31% 157	18.63% 57	306
f. Law enforcement capacity	26.71% 82	42.02% 129	31.27% 96	307
g. Fire and rescue capacity	28.76% 88	44.12% 135	27.12% 83	306

Q18 Do you favor the continued preservation of older historic and architecturally relevant structures and districts in the Town?

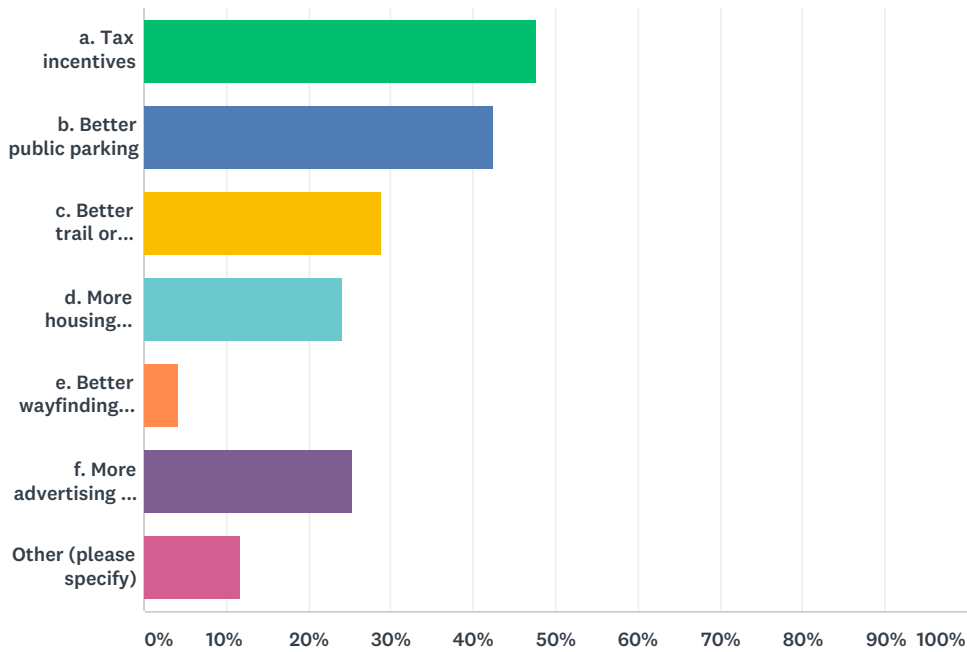
Answered: 313 Skipped: 163



ANSWER CHOICES	RESPONSES	
a. Yes	74.12%	232
b. No	14.38%	45
c. Not Sure	11.50%	36
TOTAL		313

Q19 What investment do you think would be most effective in attracting new uses to vacant downtown buildings? (up to two answers)

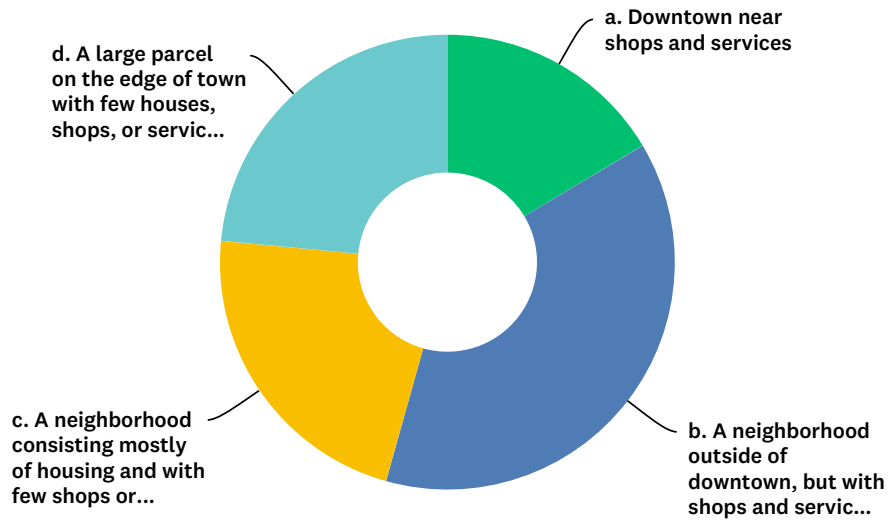
Answered: 315 Skipped: 161



ANSWER CHOICES	RESPONSES	
a. Tax incentives	47.62%	150
b. Better public parking	42.54%	134
c. Better trail or sidewalk connections to downtown	28.89%	91
d. More housing downtown	24.13%	76
e. Better wayfinding signage	4.13%	13
f. More advertising and promotion of downtown	25.40%	80
Other (please specify)	11.75%	37
Total Respondents: 315		

Q20 In what type of place do you live?

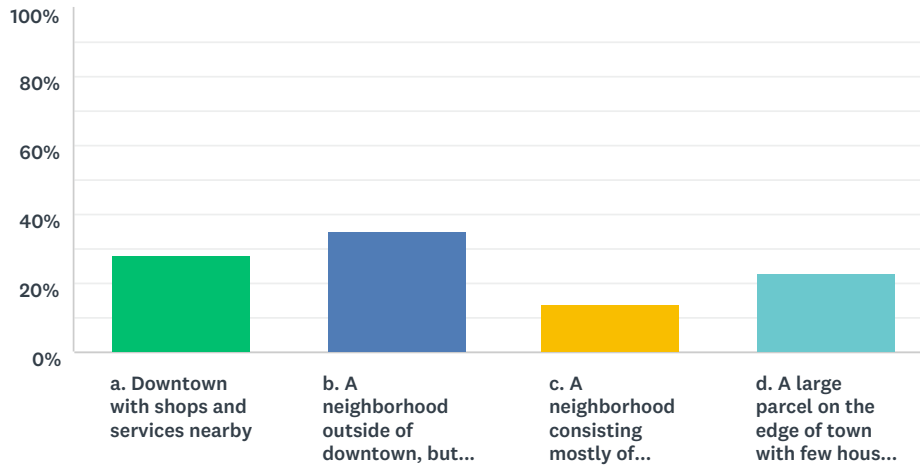
Answered: 298 Skipped: 178



ANSWER CHOICES	RESPONSES	
a. Downtown near shops and services	16.44%	49
b. A neighborhood outside of downtown, but with shops and services nearby (within 1/2 mile)	37.92%	113
c. A neighborhood consisting mostly of housing and with few shops or services nearby	22.15%	66
d. A large parcel on the edge of town with few houses, shops, or services nearby	23.49%	70
TOTAL		298

Q21 In what type of place would you prefer to live in 20 years?

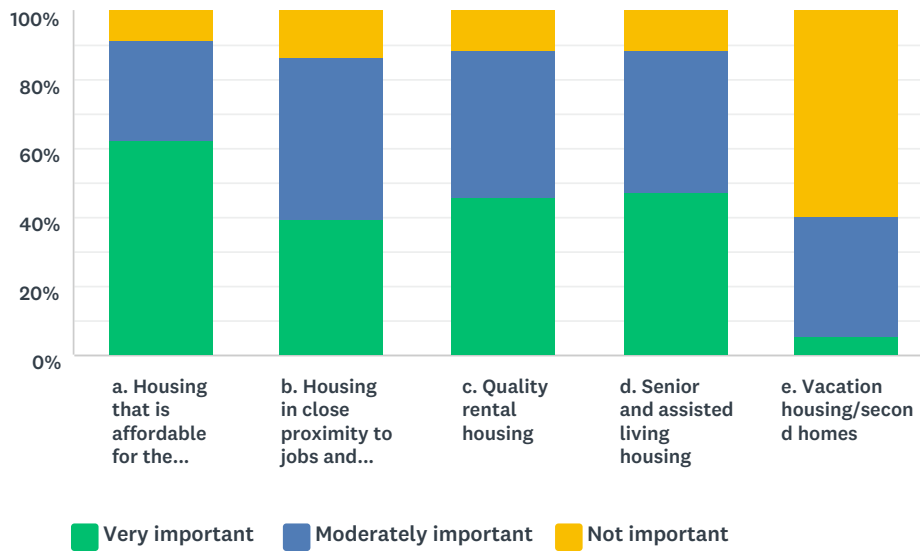
Answered: 302 Skipped: 174



ANSWER CHOICES	RESPONSES	
a. Downtown with shops and services nearby	27.81%	84
b. A neighborhood outside of downtown, but with shops and services nearby (within 1/2 mile)	35.10%	106
c. A neighborhood consisting mostly of housing and with few shops or services nearby	14.24%	43
d. A large parcel on the edge of town with few houses, shops, or services nearby	22.85%	69
TOTAL		302

Q22 How important is adding more of the following housing types in Abingdon?

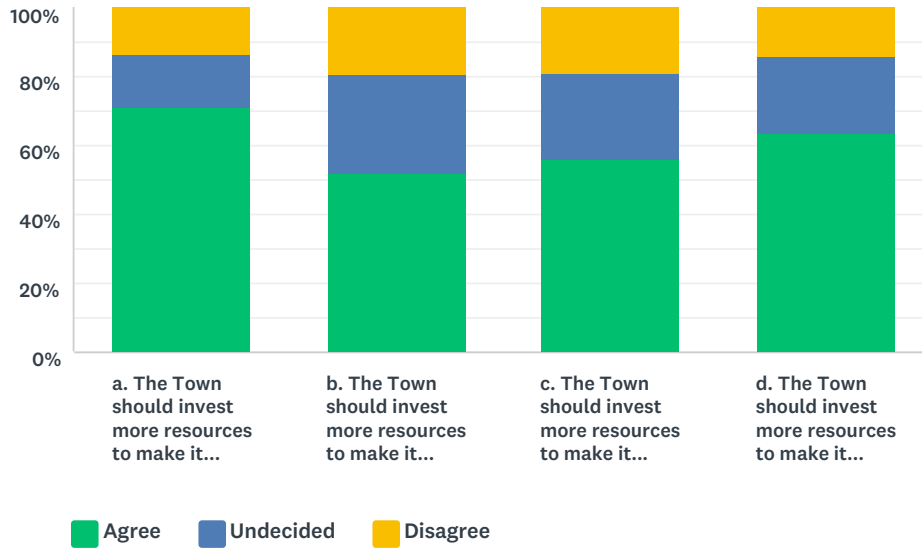
Answered: 307 Skipped: 169



	VERY IMPORTANT	MODERATELY IMPORTANT	NOT IMPORTANT	TOTAL
a. Housing that is affordable for the workforce	62.50% 190	28.95% 88	8.55% 26	304
b. Housing in close proximity to jobs and services	39.40% 119	47.02% 142	13.58% 41	302
c. Quality rental housing	46.03% 139	42.38% 128	11.59% 35	302
d. Senior and assisted living housing	47.68% 144	40.73% 123	11.59% 35	302
e. Vacation housing/second homes	5.28% 16	35.31% 107	59.41% 180	303

Q23 Please share your opinion on the following statements:

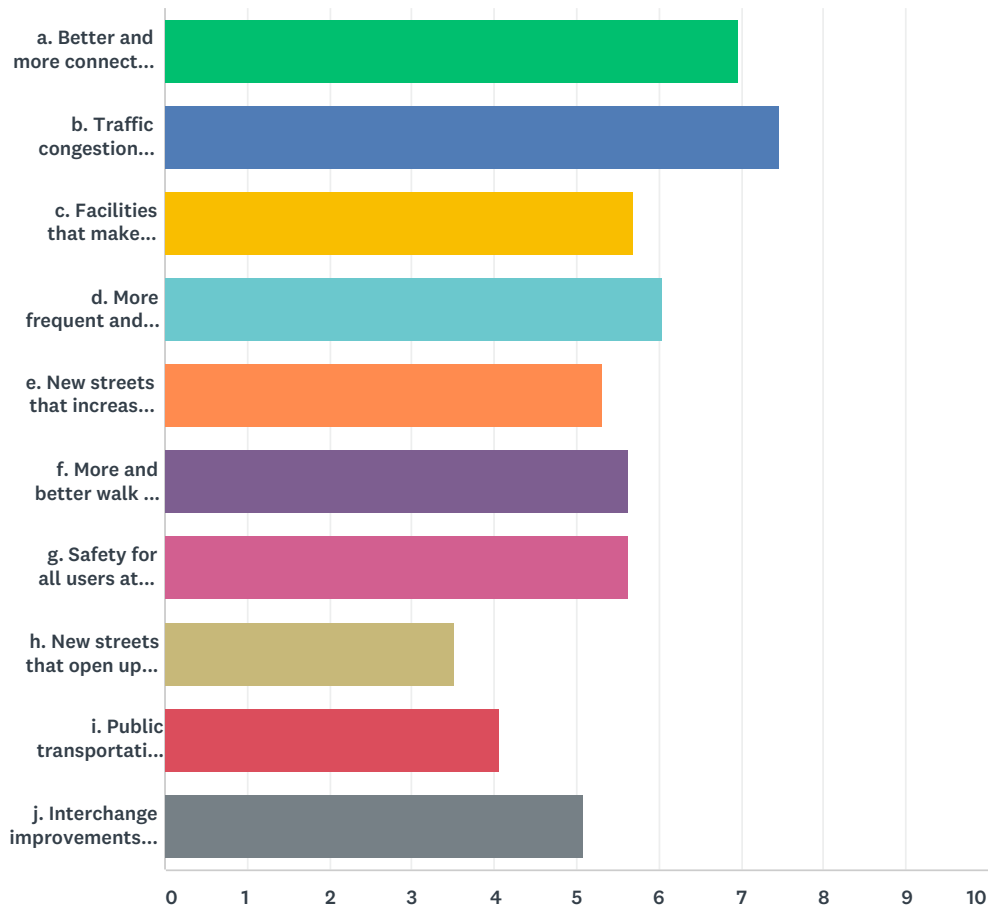
Answered: 286 Skipped: 190



	AGREE	UNDECIDED	DISAGREE	TOTAL
a. The Town should invest more resources to make it easier to walk in Abingdon.	70.92% 200	15.60% 44	13.48% 38	282
b. The Town should invest more resources to make it easier to drive in Abingdon.	51.79% 145	28.57% 80	19.64% 55	280
c. The Town should invest more resources to make it easier to ride a bicycle in Abingdon.	55.87% 157	25.27% 71	18.86% 53	281
d. The Town should invest more resources to make it easier to use public transportation in Abingdon.	63.35% 178	22.78% 64	13.88% 39	281

Q24 Please rank the following general transportation investments in order of priority:

Answered: 279 Skipped: 197



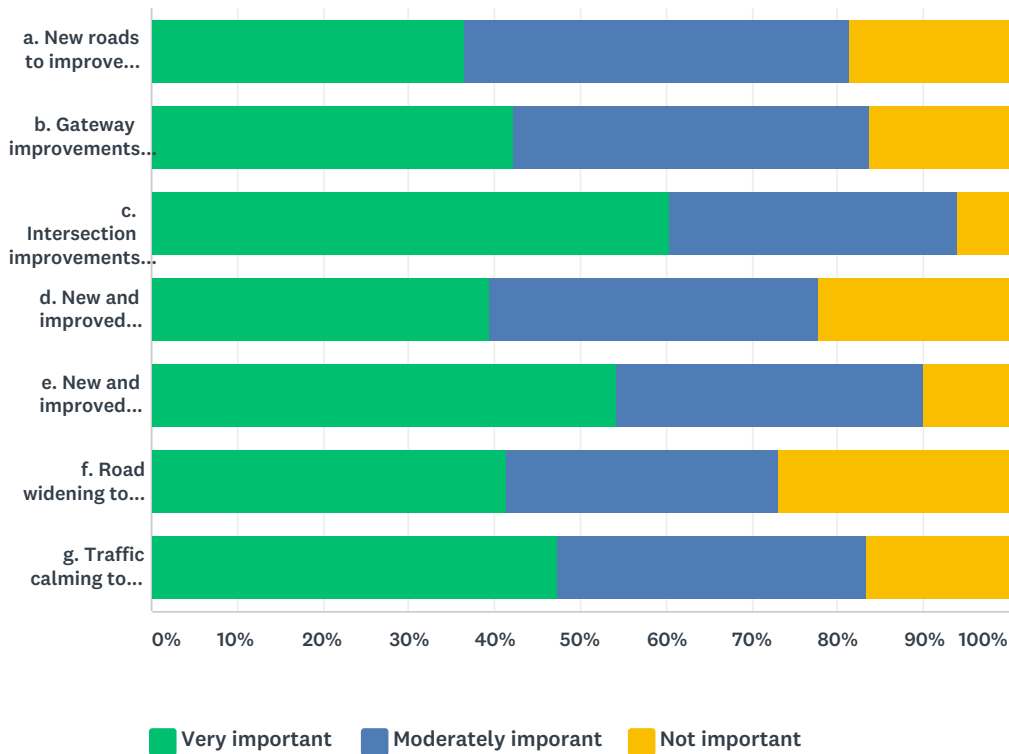
	1	2	3	4	5	6	7	8	9	10	TOTAL	SCORE
a. Better and more connected sidewalks.	18.77% 49	15.71% 41	15.33% 40	16.48% 43	9.96% 26	4.21% 11	3.83% 10	6.51% 17	4.98% 13	4.21% 11	261	6.9
b. Traffic congestion relief on major streets.	32.46% 87	16.04% 43	12.31% 33	8.21% 22	7.46% 20	5.22% 14	6.72% 18	4.85% 13	2.99% 8	3.73% 10	268	7.4
c. Facilities that make bicycling safer and more attractive (i.e. bike lanes and paths).	7.72% 20	13.13% 34	16.99% 44	8.88% 23	8.49% 22	10.04% 26	6.18% 16	7.72% 20	5.41% 14	15.44% 40	259	5.6
d. More frequent and extensive public transportation.	9.73% 25	11.67% 30	10.89% 28	15.56% 40	9.73% 25	12.84% 33	9.73% 25	8.95% 23	6.61% 17	4.28% 11	257	6.0

Town of Abingdon Comprehensive Plan Citizen Questionnaire

e. New streets that increase connectivity, providing more options for getting around.	1.96% 5	8.24% 21	9.80% 25	11.76% 30	19.61% 50	11.37% 29	11.37% 29	10.59% 27	10.59% 27	4.71% 12	255	5.6
f. More and better walk and biking connections to the Creeper Trail.	4.60% 12	7.66% 20	13.41% 35	9.58% 25	13.03% 34	19.16% 50	13.79% 36	9.58% 25	6.13% 16	3.07% 8	261	5.6
g. Safety for all users at key intersections.	4.15% 11	10.19% 27	9.43% 25	10.94% 29	13.96% 37	13.96% 37	21.13% 56	8.68% 23	6.42% 17	1.13% 3	265	5.6
h. New streets that open up development opportunities.	1.53% 4	3.05% 8	3.05% 8	6.49% 17	4.20% 11	8.02% 21	11.45% 30	22.52% 59	20.61% 54	19.08% 50	262	3.1
i. Public transportation connecting Abingdon to surrounding communities.	4.17% 11	7.20% 19	3.03% 8	6.82% 18	10.23% 27	7.20% 19	7.95% 21	9.85% 26	25.38% 67	18.18% 48	264	4.0
j. Interchange improvements on Interstate 81.	17.04% 46	8.15% 22	7.78% 21	6.30% 17	4.44% 12	7.04% 19	7.41% 20	8.15% 22	9.26% 25	24.44% 66	270	5.0

Q25 Please rate the following categories of proposed transportation improvements:

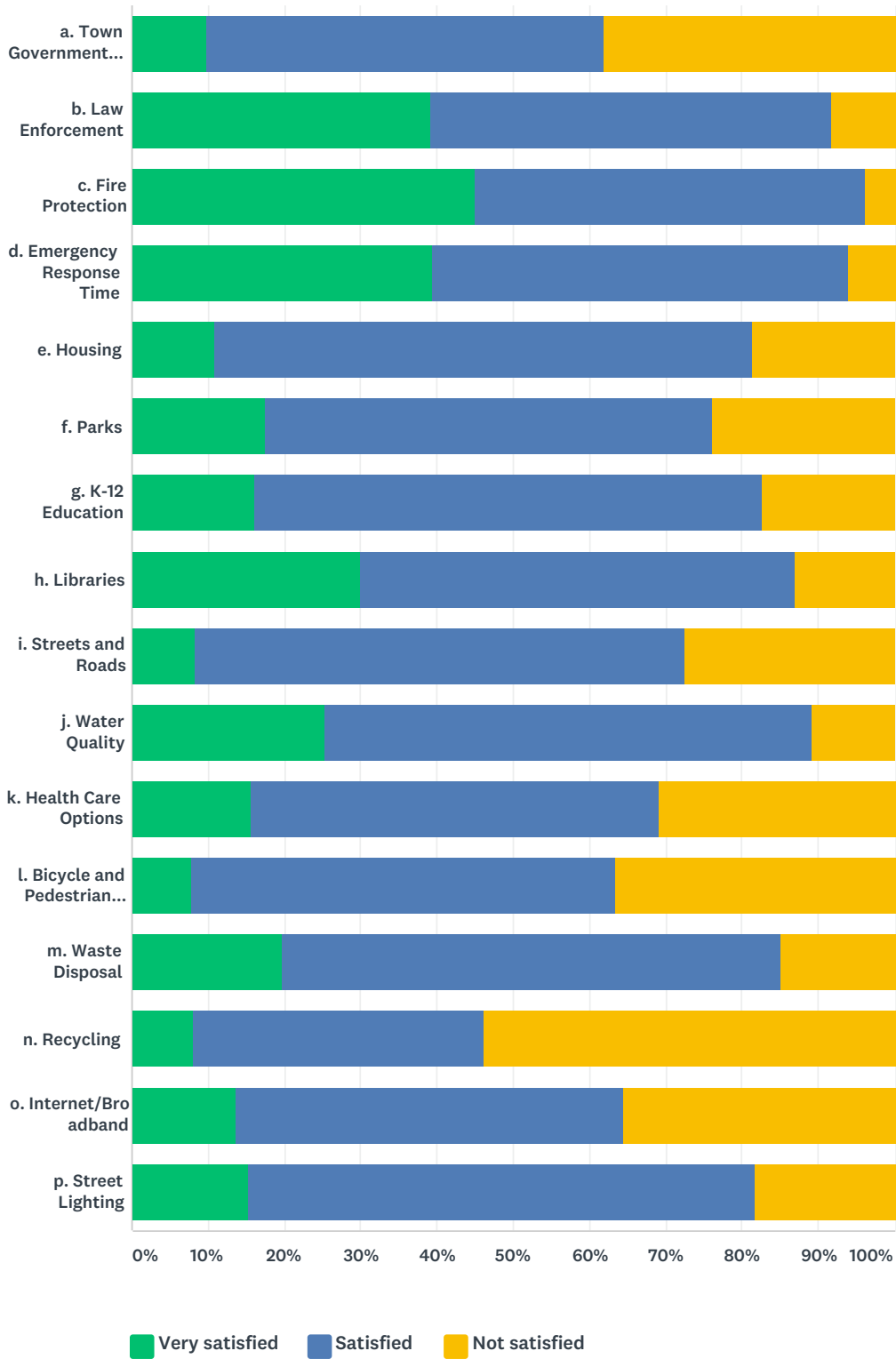
Answered: 280 Skipped: 196



	VERY IMPORTANT	MODERATELY IMPORANT	NOT IMPORTANT	TOTAL
a. New roads to improve connectivity in the Town (i.e. connector road between Jonesboro Road and Porterfield Highway and extension of Cook Street from Cummings Street to Lowry Drive).	36.50% 100	44.89% 123	18.61% 51	274
b. Gateway improvements to improve aesthetics and first impressions as you enter town (i.e. West Main Street, East Main Street, Highway 19, Whites Mill Road, Cummings Street).	42.24% 117	41.52% 115	16.25% 45	277
c. Intersection improvements for safety and congestion relief (i.e. Main Street and Cummings Street, Main Street and Porterfield Highway, Porterfield Highway and Russell Road, Main Street and Jonesboro Road, etc.).	60.43% 168	33.45% 93	6.12% 17	278
d. New and improved bicycle facilities to close gaps (i.e. extensions or connections to the Creeper Trail, etc.).	39.42% 108	38.32% 105	22.26% 61	274
e. New and improved pedestrian facilities to close gaps (i.e. new sidewalks connecting to schools, accessibility improvements, etc.).	54.32% 151	35.61% 99	10.07% 28	278
f. Road widening to improve capacity for vehicles (i.e. widening Cummings Street from two lanes to four lanes from the southern corporate limit to I-81 and Exit 17).	41.45% 114	31.64% 87	26.91% 74	275
g. Traffic calming to reduce vehicular speeds and enhance pedestrian and bicyclist safety (i.e. Main Street in downtown Abingdon).	47.46% 131	35.87% 99	16.67% 46	276

Q26 How satisfied are you with the following elements of life and services in Abingdon?

Answered: 275 Skipped: 201



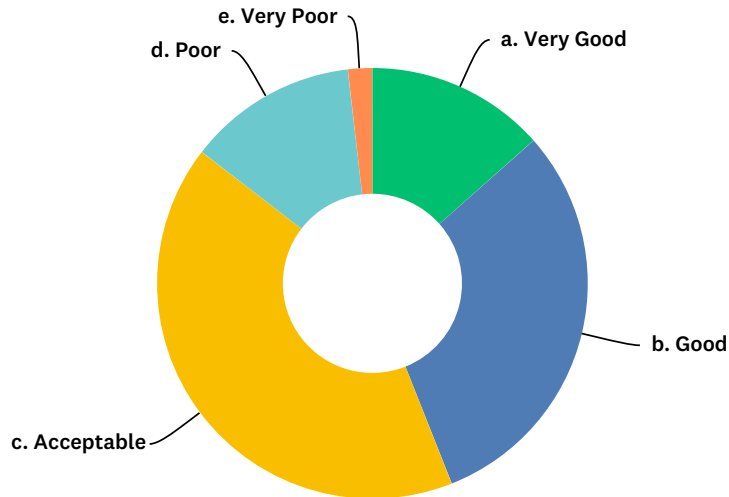
VERY SATISFIED	SATISFIED	NOT SATISFIED	TOTAL
----------------	-----------	---------------	-------

Town of Abingdon Comprehensive Plan Citizen Questionnaire

a. Town Government Administration	9.81% 26	52.08% 138	38.11% 101	265
b. Law Enforcement	39.18% 105	52.61% 141	8.21% 22	268
c. Fire Protection	44.98% 121	51.30% 138	3.72% 10	269
d. Emergency Response Time	39.39% 104	54.55% 144	6.06% 16	264
e. Housing	10.82% 29	70.52% 189	18.66% 50	268
f. Parks	17.54% 47	58.58% 157	23.88% 64	268
g. K-12 Education	16.08% 41	66.67% 170	17.25% 44	255
h. Libraries	30.00% 81	57.04% 154	12.96% 35	270
i. Streets and Roads	8.27% 22	64.29% 171	27.44% 73	266
j. Water Quality	25.28% 68	63.94% 172	10.78% 29	269
k. Health Care Options	15.67% 42	53.36% 143	30.97% 83	268
l. Bicycle and Pedestrian Accommodations	7.84% 21	55.60% 149	36.57% 98	268
m. Waste Disposal	19.63% 53	65.56% 177	14.81% 40	270
n. Recycling	8.12% 22	38.01% 103	53.87% 146	271
o. Internet/Broadband	13.70% 37	50.74% 137	35.56% 96	270
p. Street Lighting	15.36% 41	66.29% 177	18.35% 49	267

Q27 How would you rate the value of Town services provided, in relation to the taxes paid?

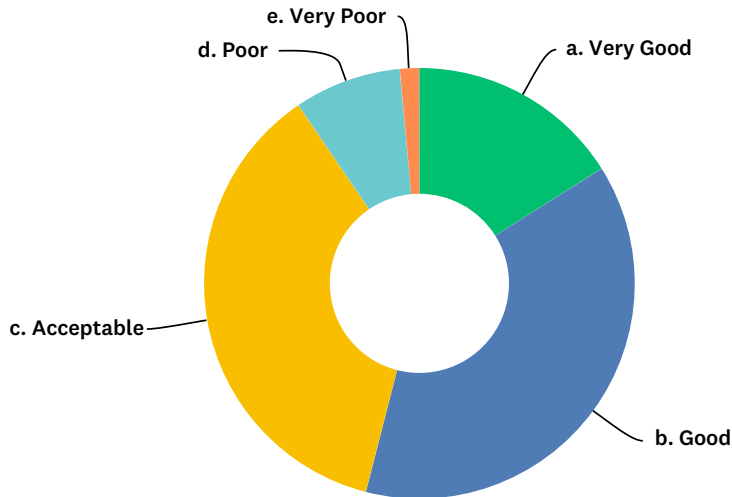
Answered: 275 Skipped: 201



ANSWER CHOICES	RESPONSES
a. Very Good	13.45% 37
b. Good	30.55% 84
c. Acceptable	41.45% 114
d. Poor	12.73% 35
e. Very Poor	1.82% 5
TOTAL	275

Q28 How would you rate the quality of the Town's parks and recreation facilities?

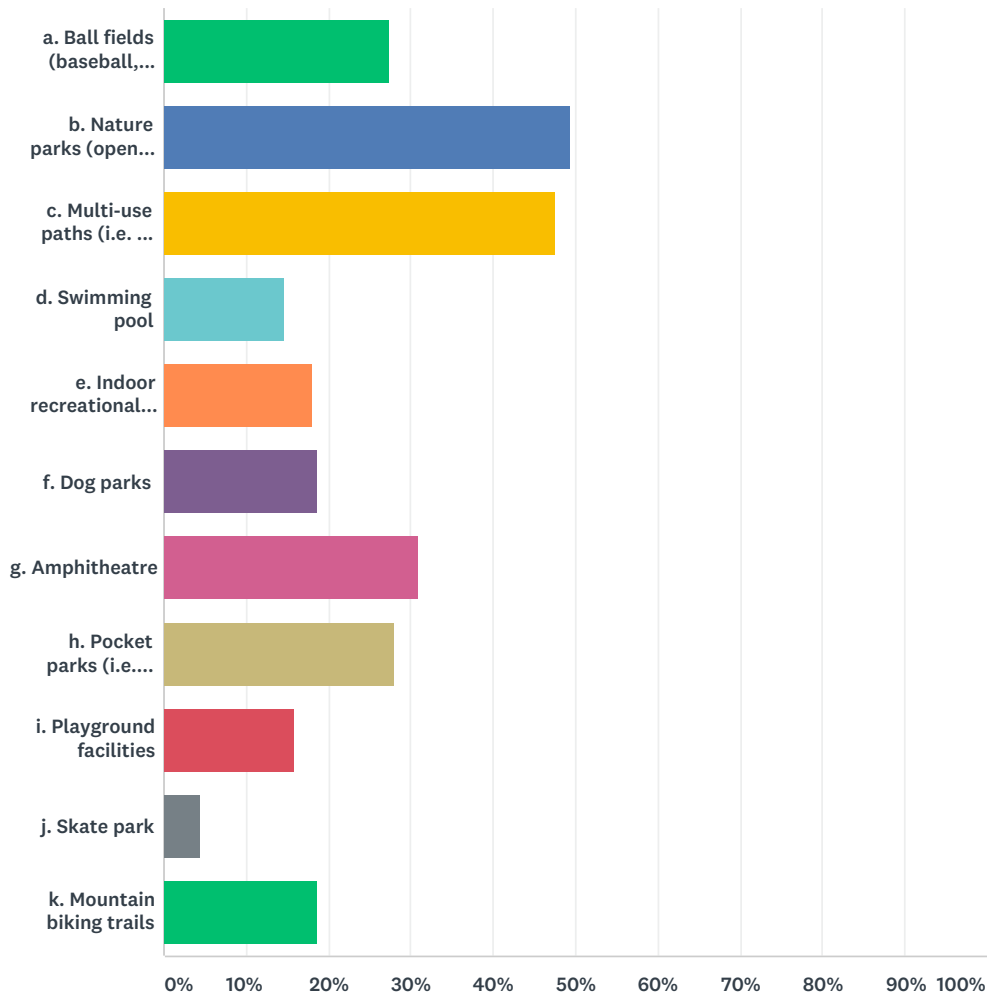
Answered: 274 Skipped: 202



ANSWER CHOICES	RESPONSES	
a. Very Good	16.06%	44
b. Good	37.96%	104
c. Acceptable	36.50%	100
d. Poor	8.03%	22
e. Very Poor	1.46%	4
TOTAL		274

Q29 What type of recreational facilities would you like to see more of? (Choose up to 3)

Answered: 278 Skipped: 198



ANSWER CHOICES	RESPONSES	
a. Ball fields (baseball, soccer, football, softball, etc.)	27.34%	76
b. Nature parks (open space)	49.28%	137
c. Multi-use paths (i.e. the Creeper Trail)	47.48%	132
d. Swimming pool	14.75%	41
e. Indoor recreational facility (gym, fitness facility, etc.)	17.99%	50
f. Dog parks	18.71%	52
g. Amphitheatre	30.94%	86
h. Pocket parks (i.e. small parks in areas such as downtown)	28.06%	78
i. Playground facilities	15.83%	44
j. Skate park	4.32%	12
k. Mountain biking trails	18.71%	52

Town of Abingdon Comprehensive Plan Citizen Questionnaire

Total Respondents: 278